

# UVDI-360 Room Sanitizer

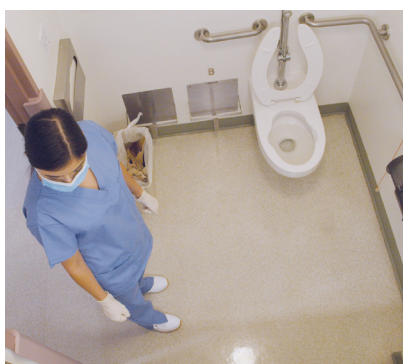
## UV Disinfection Protocol | Bathroom




The UVDI-360 Room Sanitizer, as a supplement to standard terminal cleaning protocols, provides enhanced environmental disinfection. Please follow your facility's manual cleaning and disinfection procedures prior to use.

### UV Disinfection Protocols:

Prior to getting started, don appropriate personal protective equipment, including gloves. Review the entire room to ensure there is no visible soil or dust present.



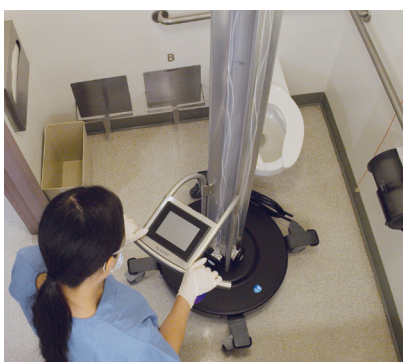
1. Following terminal cleaning ensure there is no visible soil or dust present.



2. Ensure toilet seat is down and, if applicable shower curtain or door is open.



3. Ensure the trash can liner is removed.



4. Position the UVDI-360 Room Sanitizer in the center of the bathroom.



5. Program treatment cycle, exit and close the door.

Once all cycles have been completed, remove the UVDI-360 Room Sanitizer and follow your room's protocols to complete the room preparation.